



MODULAR VALVE SYSTEM

SIMPLIFIED ASSEMBLY

Screws and lockwashers (replacement part R-105) plated steel, binder head, #10-32 thread.

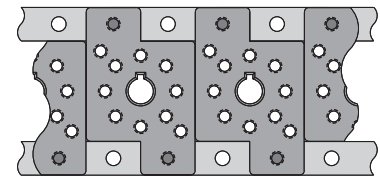
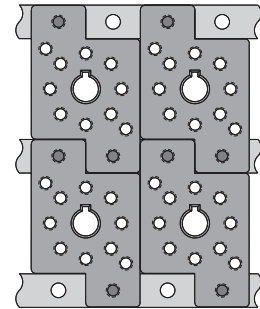



Molded gasket (replacement part R-104) furnished with each module.

Custom plastic manifold subplates of clear plastic have most interconnections inside; speed assembly, assure integrity of circuit. Valves plug in easily.



Standard mounting strips attach to interlocked subplates with #10-32 screws. Resulting circuit plate is rigid and strong. Modules plug in to circuit plate and are held by two fully captivated screws. Molded gasket provides seal between each module and subplate.



See page 236 for further details.

Auxiliary Pilots

One of the bonus features of the Clippard Minimatic® modular components system is the availability and use of auxiliary pilots. These auxiliary pilots are included as standard on the following valves:

R-301	R-311	R-321	R-323	R-331	R-333
R-341	R-343	R-401	R-431	R-443	R-445
R-453	R-461	R-471	R-481		

All of these valves are air piloted with a spring return, with the added advantage of an auxiliary air pilot on the spring side of the valve. The auxiliary pilot consists of an air pilot in addition to the standard spring pilot. This feature greatly increases the versatility of the valve.

The auxiliary pilot may be used to cancel the force of the opposite pilot, thus enabling the spring to shift the valve, even though there is still air pressure on the opposite pilot (except R-431).

The majority of these valves will be used without the auxiliary pilot, but the ANSI symbols and port usage drawings show the auxiliary pilot.

Octoport Stamp

Part number R-108
Complete pneumatic circuit drawings in minimum time with this small, self inked octoport stamp.



System Requirements

The Clippard Minimatic® modular components system is designed to operate on standard shop air. The air supply should be reasonably clean and dry for optimum performance. The system operating range is 0 to 150 psig. Recommended filtration is 40 micron. Many units have pilot pressure requirements of 20 to 40 psig, therefore, system pressure should be sufficient to assure 40 psig as the absolute minimum pilot pressure at all times. A normal system operating pressure from 60 to 100 psig should adequately provide this. The system operates in a temperature range of 32 to 230°F.

NOTE: Constant operation at temperature range extremes may affect system performance.